

Scaled data based on original data using
LM-79-08 Approved Method: Electrical and Photometric Measurements of Solid-
State Lighting Products

Test Report Prepared for
Cooper Lighting Solutions
(formerly Eaton)

Brand: McGRAW-EDISON

Report Number: P385619

Luminaire Tested: **GWC-SA1A-830-U-T4FT**

Issue Date: 3/3/2020

Test Information

Test Method: LM-79-08
Report Number: P385619
TEST IS SCALED FROM IESNA LM-79-08 TEST DATA (G2-1903-205-16)
Test Lab: INNOVATION CENTER
Issue Date: 3/3/2020
Manufacturer: COOPER LIGHTING SOLUTIONS (FORMERLY EATON)
Product Line: MCGRAW-EDISON
Catalog Number: GWC-SA1A-830-U-T4FT
Description: GALLEON WALL LUMINAIRE
(1) 80 CRI, 3000K, 615mA LIGHTSQUARE WITH 16 LEDS AND TYPE IV FORWARD
THROW OPTICS
Light Source: -
Ballast/Driver: ELECTRONIC DRIVER

Summary

Lumens per Lamp: N/A
Luminaire Lumens: 3980 lumens
Efficiency: N/A
Efficacy: 117.1 lumens/watt
Luminous Opening: Rectangular (W 0.5' x L: 0.5' x H: 0')
IES Classification: Type IV - Short
BUG Rating: B1 - U0 - G2

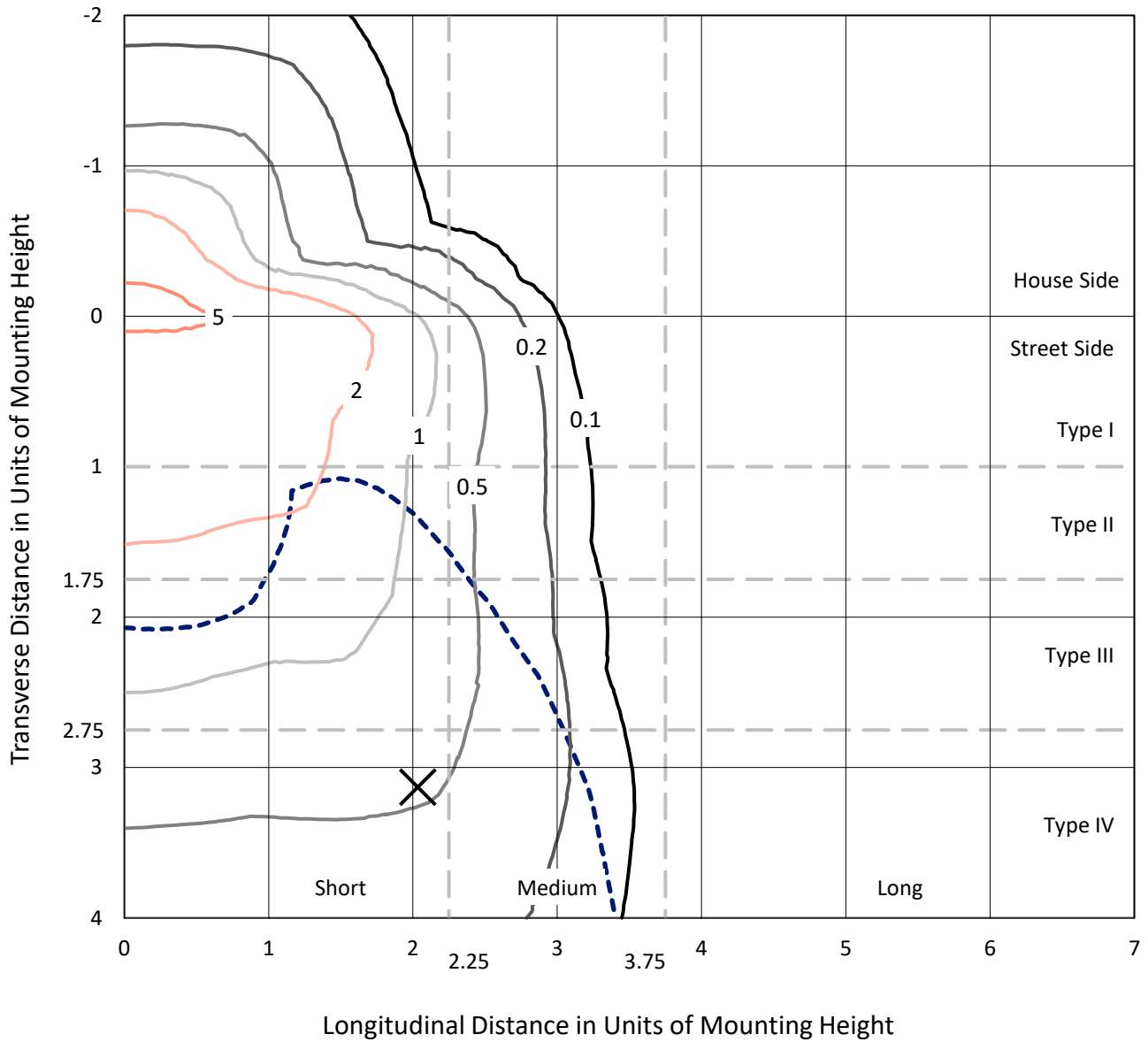
Input Watts (W): 34
Input Voltage (V): NR
Input Current (A_{in}): NR
Voltage Rise (V): NR
Power Factor: NR
Total Harmonic Distortion (THDi): NR
Frequency (hertz): 60
Stabilization Time: NR
Operation Time: NR
Ambient Temperature (°C): NR
Test Distance: 24 FT



REPORT NUMBER: P385619
 CATALOG NUMBER: GWC-SA1A-830-U-T4FT

Iso-Footcandle Lines of Horizontal Illumination

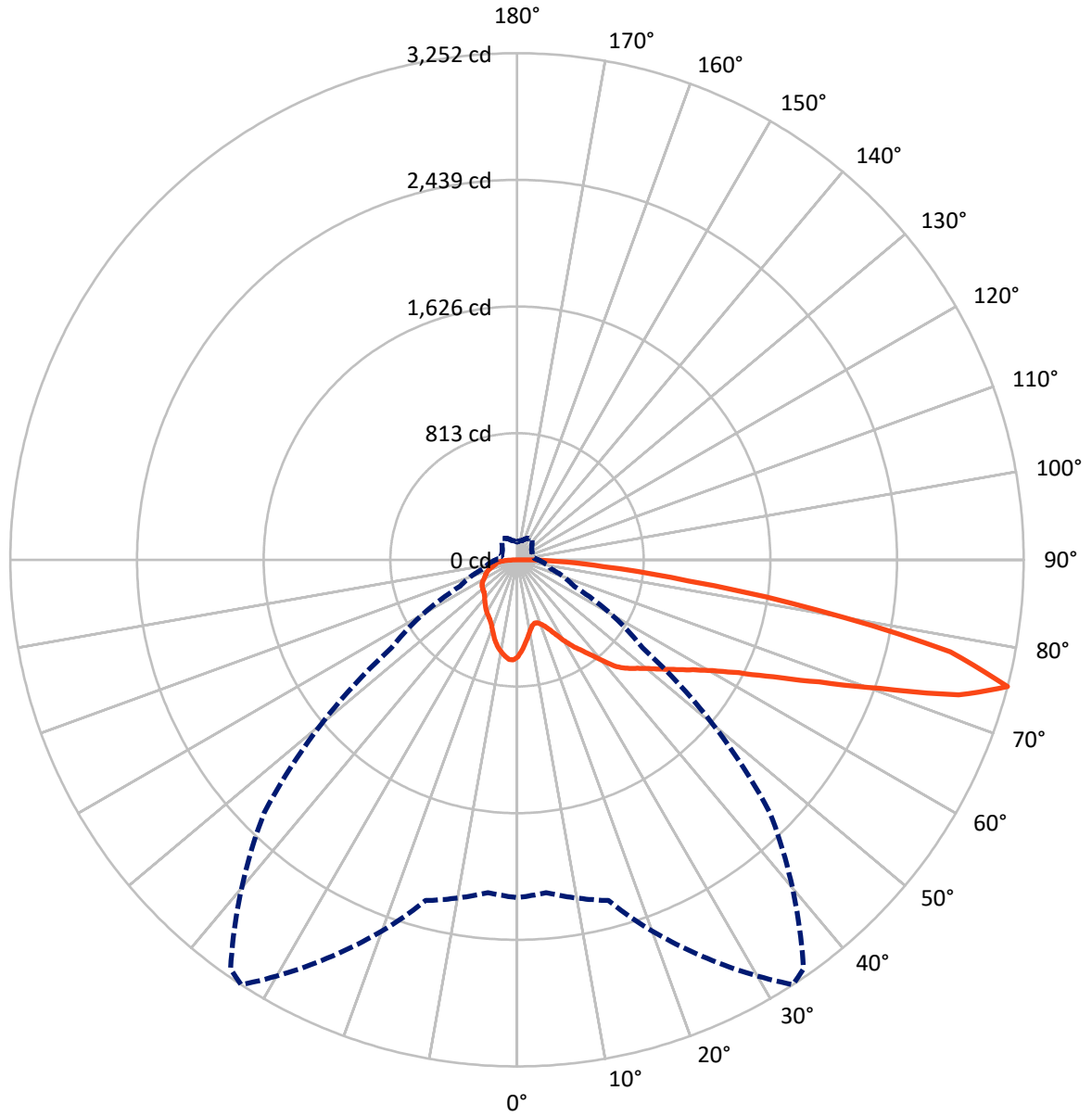
× Max cd
 - - - 1/2 Max cd



Based on 10 foot mounting height. Maximum calculated value = 6.2 fc
 Type IV - Short - N/A

REPORT NUMBER: P385619
CATALOG NUMBER: GWC-SA1A-830-U-T4FT

Luminous Intensity Polar Plot



— Vertical Plane Through 33-Deg Lateral - - - Horizontal Cone Through 75-Deg Vertical

REPORT NUMBER: P385619

CATALOG NUMBER: GWC-SA1A-830-U-T4FT

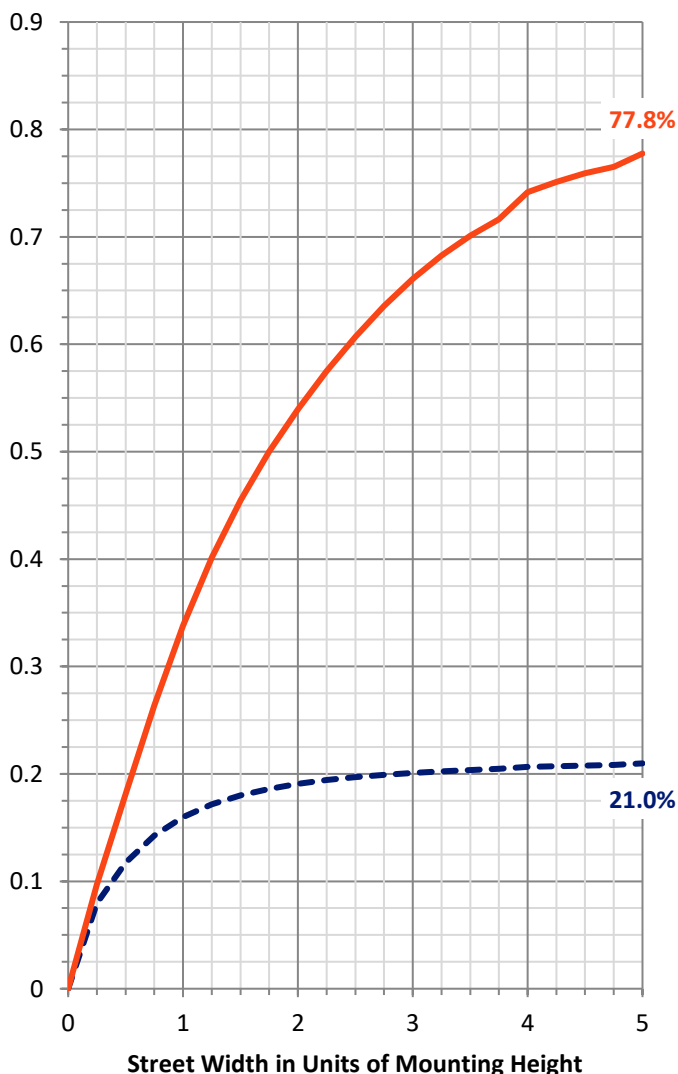
FLUX DISTRIBUTION:

		Downward	Upward	Total
House Side	Lumens	854.6	0.0	854.6
	% Fixture	21.5	0.0	21.5
Street Side	Lumens	3125.4	0.0	3125.4
	% Fixture	78.5	0.0	78.5
Total	Lumens	3980.0	0.0	3980.0
	% Fixture	100.0	0.0	100.0

ZONAL LUMENS:

Zone	Lumens	% Fixture
0°-10°	56.3	1.4
10°-20°	152.4	3.8
20°-30°	248.9	6.3
30°-40°	370.6	9.3
40°-50°	531.5	13.4
50°-60°	729.7	18.3
60°-70°	913.6	23.0
70°-80°	826.5	20.8
80°-90°	150.5	3.8
90°-100°	0.0	0.0
100°-110°	0.0	0.0
110°-120°	0.0	0.0
120°-130°	0.0	0.0
130°-140°	0.0	0.0
140°-150°	0.0	0.0
150°-160°	0.0	0.0
160°-170°	0.0	0.0
170°-180°	0.0	0.0
0°-90°	3980.0	100.0
0°-180°	3980.0	100.0

Coefficient of Utilization



REPORT NUMBER: P385619

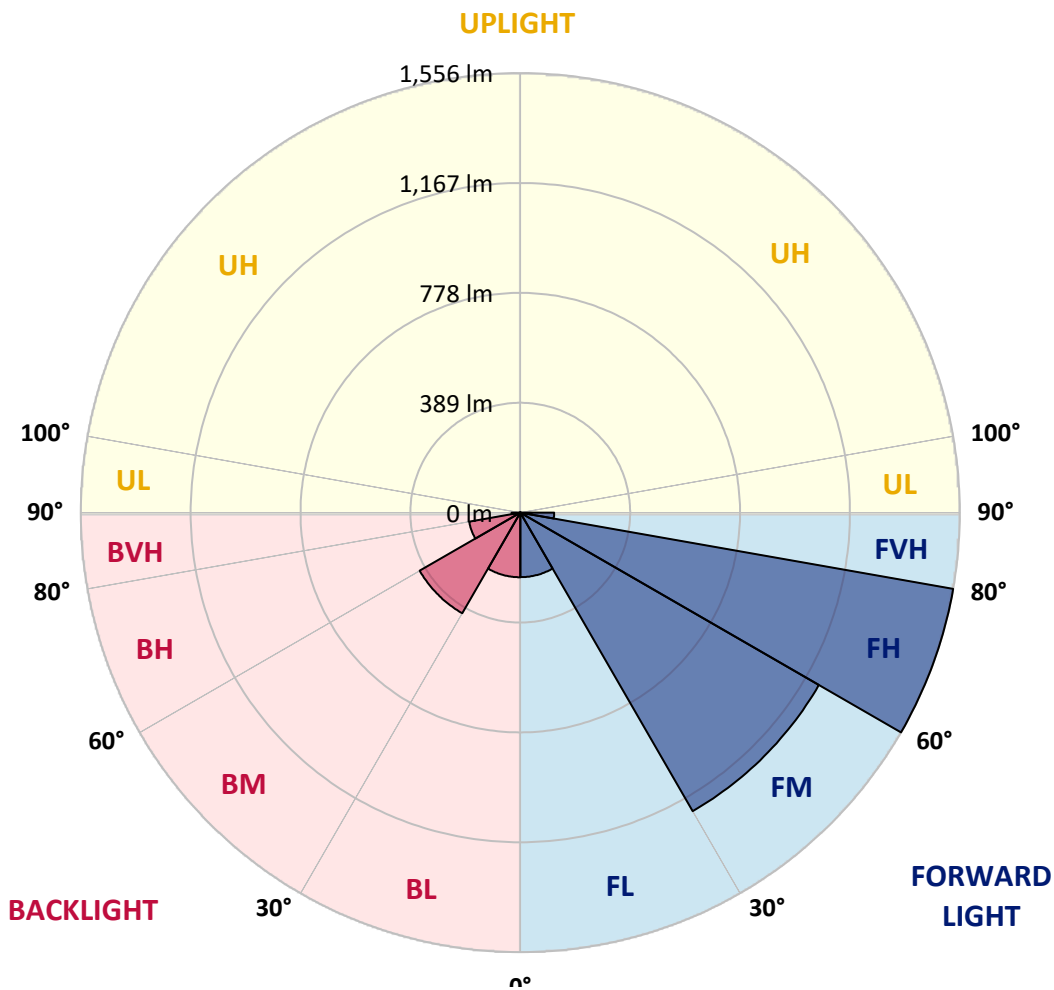
CATALOG NUMBER: GWC-SA1A-830-U-T4FT

LUMINAIRE CLASSIFICATION SYSTEM LUMEN TABLE AND BUG RATING:

Zone	Lumens	% Fixture	Zone Rating/Lumen Limit		
			B	U	G
FL (0°-30°)	228.6	5.7			
FM (30°-60°)	1220.6	30.7			
FH (60°-80°)	1556.3	39.1			G1/1800
FVH (80°-90°)	119.9	3.0			G2/225
BL (0°-30°)	228.9	5.8	B1/500		
BM (30°-60°)	411.3	10.3	B1/1000		
BH (60°-80°)	183.8	4.6	B1/500		G1/500
BVH (80°-90°)	30.6	0.8			G1/100
UL (90°-100°)	0.0	0.0		U0/0	
UH (100°-180°)	0.0	0.0		U0/0	

BUG Rating: B1-U0-G2

Type IV Short





REPORT NUMBER: P385619
 CATALOG NUMBER: GWC-SA1A-830-U-T4FT

CANDELA DISTRIBUTION (FULL):

	0°	5°	15°	25°	33°	35°	45°	55°	65°	75°	85°
0°	622.1	622.1	622.1	622.1	622.1	622.1	622.1	622.1	622.1	622.1	622.1
2.5°	577.7	575.5	579.6	580.2	583.7	585.1	590.1	597.8	604.1	611.4	618.0
5°	525.3	523.8	529.6	533.7	541.5	544.8	556.5	572.9	587.5	603.9	618.9
7.5°	475.5	474.7	481.2	490.5	499.6	504.1	524.3	548.1	572.5	599.1	622.1
10°	433.6	433.3	439.5	448.7	462.1	467.2	493.3	524.6	558.7	595.4	627.5
12.5°	410.1	411.1	414.0	421.7	434.0	439.1	468.1	505.0	547.2	594.2	635.3
15°	415.9	417.4	412.4	412.2	421.0	425.0	452.2	490.9	538.9	596.3	646.7
17.5°	440.5	440.8	427.7	419.5	424.8	426.9	447.2	483.0	534.1	600.9	661.0
20°	475.1	474.4	451.3	437.6	440.5	441.0	454.2	483.1	533.7	609.0	679.6
22.5°	521.0	516.0	484.9	466.2	465.5	464.7	472.2	493.3	539.7	622.2	701.7
25°	581.0	576.2	533.4	507.9	502.4	500.3	501.4	515.0	551.7	636.4	726.4
27.5°	647.7	639.3	598.0	561.9	550.5	547.6	541.0	545.7	564.8	650.0	755.9
30°	703.5	698.9	662.9	620.0	606.6	602.4	585.1	580.0	583.6	668.6	793.0
32.5°	734.7	731.7	709.8	675.2	662.7	656.9	632.4	622.2	613.8	697.8	843.3
35°	772.5	770.6	757.4	732.2	713.7	707.6	688.6	678.1	656.5	738.1	908.3
37.5°	820.6	818.6	818.8	798.5	776.3	770.7	758.2	747.1	711.7	791.1	979.0
40°	875.1	871.1	869.6	868.6	854.6	851.4	844.8	829.7	781.0	854.3	1048.7
42.5°	957.0	942.8	912.6	924.0	937.9	936.2	941.6	919.9	858.0	929.1	1116.7
45°	1036.0	1012.8	960.6	963.0	993.4	1002.6	1042.8	1027.4	941.5	1011.0	1187.1
47.5°	1072.1	1054.5	1010.1	1010.2	1040.3	1059.4	1147.4	1136.4	1029.2	1104.1	1273.1
50°	1112.3	1094.8	1054.9	1069.9	1096.1	1116.5	1248.5	1242.8	1112.6	1206.0	1376.0
52.5°	1156.3	1126.5	1101.2	1128.0	1164.9	1188.5	1349.6	1334.2	1189.2	1308.5	1494.4
55°	1156.9	1148.8	1168.0	1187.7	1242.8	1271.8	1455.6	1414.9	1251.6	1409.3	1590.8
57.5°	1222.7	1209.5	1250.4	1259.5	1331.5	1364.2	1561.1	1485.2	1315.1	1486.6	1642.7
60°	1309.9	1298.6	1332.0	1356.0	1441.2	1484.9	1673.7	1557.4	1365.0	1544.9	1640.3
62.5°	1460.4	1447.7	1447.3	1480.8	1595.6	1646.5	1800.0	1628.2	1384.8	1556.4	1570.3
65°	1680.8	1660.5	1622.1	1638.1	1808.8	1859.6	1941.2	1679.5	1358.7	1494.5	1390.1
67.5°	1895.3	1894.6	1847.5	1880.2	2090.4	2131.1	2102.1	1684.5	1277.2	1279.1	1070.3
70°	2109.1	2111.8	2103.9	2217.7	2470.8	2513.1	2273.4	1616.2	1093.9	923.7	641.2
72.5°	2278.5	2277.8	2317.9	2611.4	2964.5	2955.0	2417.7	1409.2	785.4	498.6	306.4
75°	2168.7	2144.8	2264.4	2806.4	3252.2	3205.9	2295.0	983.0	407.6	227.0	165.0
77.5°	1414.5	1437.2	1612.8	2318.3	2844.7	2788.4	1683.7	458.6	192.1	148.9	119.6
80°	512.2	536.2	755.2	1313.2	1959.9	1950.7	829.1	188.5	129.9	112.5	87.2
82.5°	176.2	185.0	297.9	583.2	1106.6	1147.8	311.9	107.1	94.4	79.7	59.7
85°	69.2	79.2	136.2	280.6	558.2	562.3	126.3	64.1	65.7	52.2	32.7
87.5°	26.3	31.9	65.2	130.3	254.9	234.1	45.2	30.5	37.4	31.1	15.5
90°	0.0	0.0	0.0	0.0	0.0	0.0	0.0	0.0	0.0	0.0	0.0



REPORT NUMBER: P385619
 CATALOG NUMBER: GWC-SA1A-830-U-T4FT

CANDELA DISTRIBUTION (continued):

	90°	95°	105°	115°	125°	135°	145°	155°	165°	175°	180°
0°	622.1	622.1	622.1	622.1	622.1	622.1	622.1	622.1	622.1	622.1	622.1
2.5°	623.1	625.9	632.0	636.1	640.5	641.8	642.3	643.4	644.5	644.1	644.2
5°	626.9	632.5	642.3	646.4	648.4	646.2	641.9	638.5	636.0	634.6	634.2
7.5°	633.2	641.2	651.7	651.0	646.6	636.8	625.8	617.6	610.7	608.2	606.8
10°	641.6	651.0	658.3	650.4	637.6	620.7	604.2	591.4	581.1	577.1	576.5
12.5°	652.3	661.8	663.2	646.6	625.4	602.3	579.9	563.0	547.6	542.6	541.5
15°	666.2	675.2	666.6	639.8	610.3	579.2	550.2	527.2	511.0	505.0	502.8
17.5°	680.8	689.3	667.3	628.7	590.5	551.8	515.4	491.9	473.3	466.3	465.5
20°	698.3	702.1	664.4	612.7	563.3	516.4	478.0	455.9	446.0	441.0	440.5
22.5°	719.8	715.7	657.8	591.2	528.7	475.4	444.2	433.9	431.4	430.3	430.7
25°	742.7	730.0	648.1	563.0	485.2	434.4	419.5	422.3	425.6	425.2	425.2
27.5°	767.8	744.6	633.1	525.6	436.9	400.9	402.7	413.3	418.2	418.1	417.9
30°	800.1	761.1	614.0	480.6	391.8	377.2	388.1	401.0	407.8	407.5	407.6
32.5°	839.9	779.2	588.0	430.4	359.2	359.8	372.3	385.1	392.9	392.2	392.4
35°	886.3	799.6	552.8	381.0	337.7	345.9	355.8	364.7	372.2	371.2	370.2
37.5°	936.9	819.5	506.1	336.7	320.1	333.0	341.2	342.7	346.2	343.7	341.9
40°	985.0	834.8	445.8	300.4	302.3	322.0	327.3	321.3	315.1	314.3	311.8
42.5°	1027.0	839.9	384.9	271.4	283.6	310.4	313.7	301.1	289.9	284.7	282.5
45°	1071.2	841.7	328.2	247.1	265.6	300.1	303.7	286.8	271.1	259.8	256.1
47.5°	1129.1	854.6	284.0	229.0	251.9	293.2	298.3	275.4	255.0	238.9	235.5
50°	1204.9	880.1	248.2	215.3	242.9	288.7	294.5	264.2	241.8	222.4	219.0
52.5°	1289.0	903.7	219.1	204.2	234.3	280.7	289.5	256.3	229.5	207.2	203.5
55°	1347.9	885.6	195.8	192.6	223.0	269.3	282.7	249.5	211.7	192.3	189.0
57.5°	1359.1	824.1	178.0	180.6	209.4	255.0	272.1	234.5	202.1	185.9	182.4
60°	1328.3	738.3	164.8	169.7	194.8	237.0	252.3	224.0	192.9	179.0	176.1
62.5°	1250.9	650.4	155.1	159.8	181.2	218.7	239.9	212.8	183.5	171.2	168.3
65°	1094.6	546.1	145.7	151.0	168.6	202.9	228.8	202.5	174.3	164.8	162.1
67.5°	826.3	409.0	136.9	141.6	157.3	189.2	216.7	192.3	165.4	159.3	156.0
70°	486.5	256.1	126.9	131.8	145.5	174.9	203.7	181.2	154.3	151.5	147.2
72.5°	226.4	154.1	115.5	120.3	130.6	155.8	187.1	166.6	141.1	135.0	129.2
75°	135.1	112.7	102.0	106.3	113.6	135.4	166.2	151.8	128.5	120.6	114.5
77.5°	101.0	86.2	87.2	91.7	97.6	118.5	147.2	140.1	118.9	112.7	108.6
80°	72.7	65.4	71.1	76.0	82.2	107.8	141.1	129.5	107.5	99.3	95.4
82.5°	48.5	47.0	53.5	58.6	64.6	94.3	132.5	113.4	91.8	81.4	72.9
85°	26.8	28.3	36.0	38.2	43.4	66.4	108.6	91.1	69.2	55.7	53.2
87.5°	11.1	13.1	19.4	18.7	23.1	39.6	71.5	55.0	44.0	32.9	25.6
90°	0.0	0.0	0.0	0.0	0.0	0.0	0.0	0.0	0.0	0.0	0.0

Signify Classified - Internal
Cooper Lighting Solutions Photometric Lab
1121 Highway 74 South
Peachtree City, GA 30269

Scaled Data Report



Report Generated By 670245982

Signify Classified - Internal
Cooper Lighting Solutions Photometric Lab
1121 Highway 74 South
Peachtree City, GA 30269

Scaled Data Report



Signify Classified - Internal
Cooper Lighting Solutions Photometric Lab
1121 Highway 74 South
Peachtree City, GA 30269

Scaled Data Report



Signify Classified - Internal
Cooper Lighting Solutions Photometric Lab
1121 Highway 74 South
Peachtree City, GA 30269

Scaled Data Report



Signify Classified - Internal
Cooper Lighting Solutions Photometric Lab
1121 Highway 74 South
Peachtree City, GA 30269

Scaled Data Report



--- HS — SS

Signify Classified - Internal
Cooper Lighting Solutions Photometric Lab
1121 Highway 74 South
Peachtree City, GA 30269

Scaled Data Report



u

Signify Classified - Internal
Cooper Lighting Solutions Photometric Lab
1121 Highway 74 South
Peachtree City, GA 30269

Scaled Data Report



Signify Classified - Internal
Cooper Lighting Solutions Photometric Lab
1121 Highway 74 South
Peachtree City, GA 30269

Scaled Data Report



(END OF REPORT)